

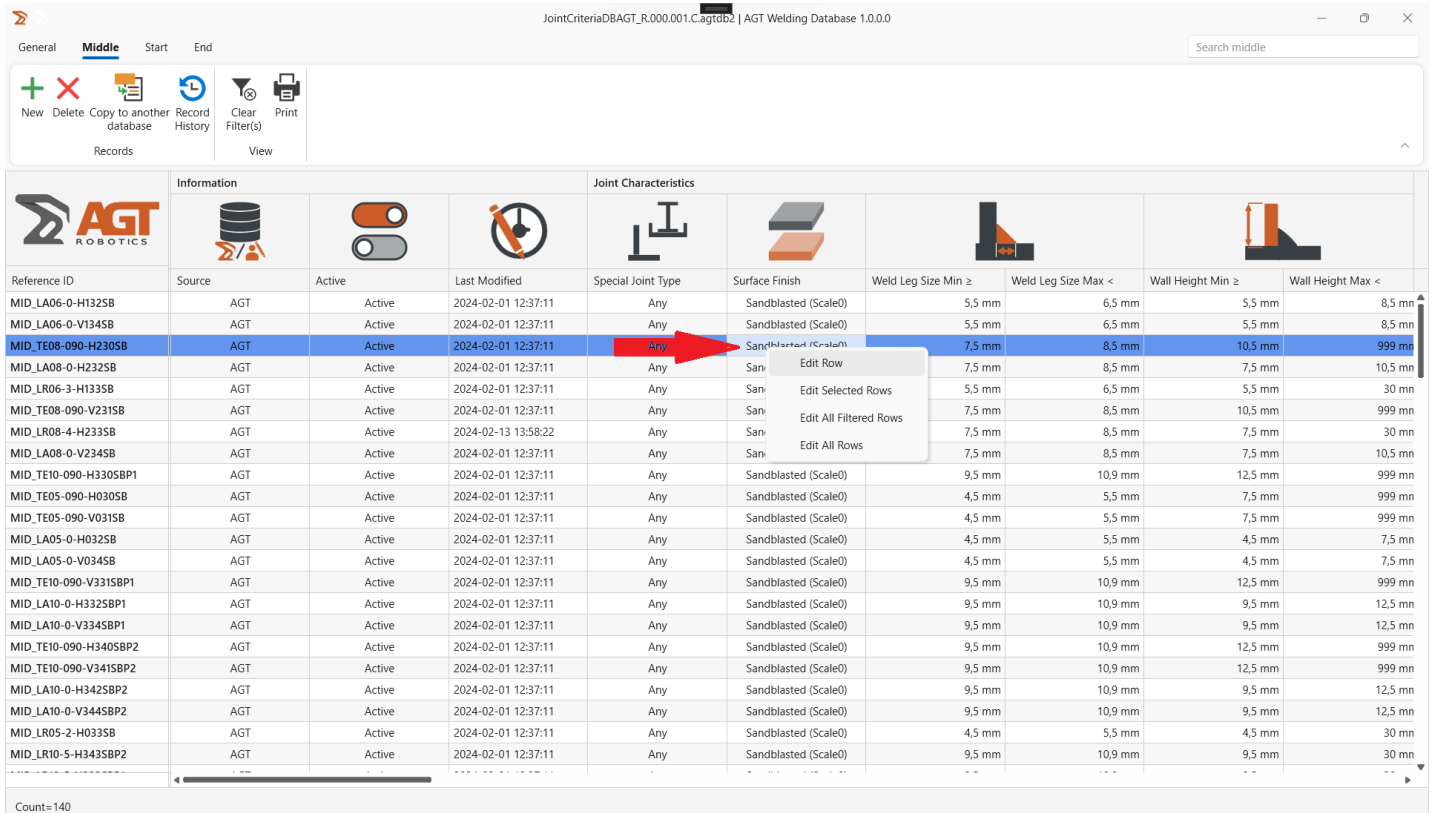
Batch Edit

Instructions

1. For the cells with a dropdown: multiple possible values columns, meaning usually the ones that contain text in the cells and not numbers.

1.1 Right click on any cell in any columns that are not in the columns "Last Modified" or in "Debug".

1.2 To modify one cell, you only click right on one cell. For example, in the picture below, you can see I clicked right on a cell in Surface Finish. To modify one cell, you only click right on one cell. A menu bar will appear with four options.



The screenshot shows a software window titled 'JointCriteriaDBAGT_R.000.001.C.agtddb2 | AGT Welding Database 1.0.0.0'. The interface includes a toolbar with icons for New, Delete, Copy to another database, Record History, Clear Filter(s), and Print. Below the toolbar is a table with columns: Reference ID, Source, Active, Last Modified, Special Joint Type, Surface Finish, Weld Leg Size Min ≥, Weld Leg Size Max <, Wall Height Min ≥, and Wall Height Max <. A red arrow points to the 'Surface Finish' cell for the row 'MID_TE08-090-H2305B', which has a dropdown menu open with options: Edit Row, Edit Selected Rows, Edit All Filtered Rows, and Edit All Rows. The table also shows a 'Count=140' at the bottom left.

Reference ID	Source	Active	Last Modified	Special Joint Type	Surface Finish	Weld Leg Size Min ≥	Weld Leg Size Max <	Wall Height Min ≥	Wall Height Max <
MID_LA06-0-H1325B	AGT	Active	2024-02-01 12:37:11	Any	Sandblasted (Scale0)	5,5 mm	6,5 mm	5,5 mm	8,5 mm
MID_LA06-0-V1345B	AGT	Active	2024-02-01 12:37:11	Any	Sandblasted (Scale0)	5,5 mm	6,5 mm	5,5 mm	8,5 mm
MID_TE08-090-H2305B	AGT	Active	2024-02-01 12:37:11	Any	Sandblasted (Scale0)	7,5 mm	8,5 mm	10,5 mm	999 mm
MID_LA08-0-H2325B	AGT	Active	2024-02-01 12:37:11	Any	San	7,5 mm	8,5 mm	7,5 mm	10,5 mm
MID_LR06-3-H1335B	AGT	Active	2024-02-01 12:37:11	Any	San	5,5 mm	6,5 mm	5,5 mm	30 mm
MID_TE08-090-V2315B	AGT	Active	2024-02-01 12:37:11	Any	San	7,5 mm	8,5 mm	10,5 mm	999 mm
MID_LR08-4-H2335B	AGT	Active	2024-02-13 13:58:22	Any	San	7,5 mm	8,5 mm	7,5 mm	30 mm
MID_LA08-0-V2345B	AGT	Active	2024-02-01 12:37:11	Any	San	7,5 mm	8,5 mm	7,5 mm	10,5 mm
MID_TE10-090-H3305BP1	AGT	Active	2024-02-01 12:37:11	Any	Sandblasted (Scale0)	9,5 mm	10,9 mm	12,5 mm	999 mm
MID_TE05-090-H0305B	AGT	Active	2024-02-01 12:37:11	Any	Sandblasted (Scale0)	4,5 mm	5,5 mm	7,5 mm	999 mm
MID_TE05-090-V0315B	AGT	Active	2024-02-01 12:37:11	Any	Sandblasted (Scale0)	4,5 mm	5,5 mm	7,5 mm	999 mm
MID_LA05-0-H0325B	AGT	Active	2024-02-01 12:37:11	Any	Sandblasted (Scale0)	4,5 mm	5,5 mm	4,5 mm	7,5 mm
MID_LA05-0-V0345B	AGT	Active	2024-02-01 12:37:11	Any	Sandblasted (Scale0)	4,5 mm	5,5 mm	4,5 mm	7,5 mm
MID_TE10-090-V3315BP1	AGT	Active	2024-02-01 12:37:11	Any	Sandblasted (Scale0)	9,5 mm	10,9 mm	12,5 mm	999 mm
MID_LA10-0-H3325BP1	AGT	Active	2024-02-01 12:37:11	Any	Sandblasted (Scale0)	9,5 mm	10,9 mm	9,5 mm	12,5 mm
MID_LA10-0-V3345BP1	AGT	Active	2024-02-01 12:37:11	Any	Sandblasted (Scale0)	9,5 mm	10,9 mm	9,5 mm	12,5 mm
MID_TE10-090-H3405BP2	AGT	Active	2024-02-01 12:37:11	Any	Sandblasted (Scale0)	9,5 mm	10,9 mm	12,5 mm	999 mm
MID_TE10-090-V3415BP2	AGT	Active	2024-02-01 12:37:11	Any	Sandblasted (Scale0)	9,5 mm	10,9 mm	12,5 mm	999 mm
MID_LA10-0-H3425BP2	AGT	Active	2024-02-01 12:37:11	Any	Sandblasted (Scale0)	9,5 mm	10,9 mm	9,5 mm	12,5 mm
MID_LA10-0-V3445BP2	AGT	Active	2024-02-01 12:37:11	Any	Sandblasted (Scale0)	9,5 mm	10,9 mm	9,5 mm	12,5 mm
MID_LR05-2-H0335B	AGT	Active	2024-02-01 12:37:11	Any	Sandblasted (Scale0)	4,5 mm	5,5 mm	4,5 mm	30 mm
MID_LR10-5-H3435BP2	AGT	Active	2024-02-01 12:37:11	Any	Sandblasted (Scale0)	9,5 mm	10,9 mm	9,5 mm	30 mm

1.3 To modify multiple cells

1.3.1 Select Rows:

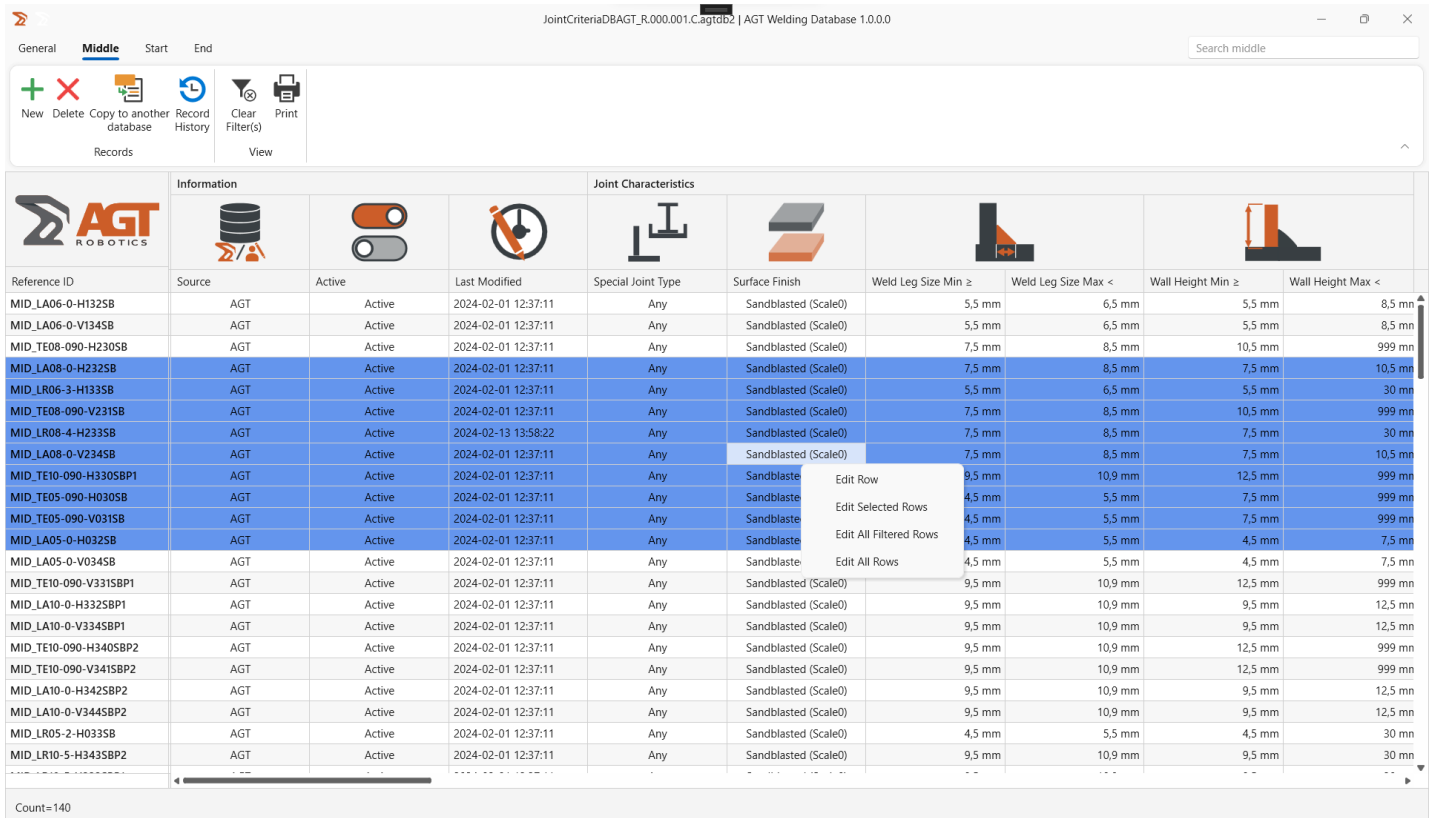
- Press the **Shift** key on your keyboard.
- Simultaneously, click on the **first row** you want to edit.
- Then, click on the **last row** in the range you wish to modify.

1.3.2 Batch Edit:

- As shown in the picture below, you'll notice that **multiple rows are highlighted in blue**. This indicates that they are all selected for batch editing.

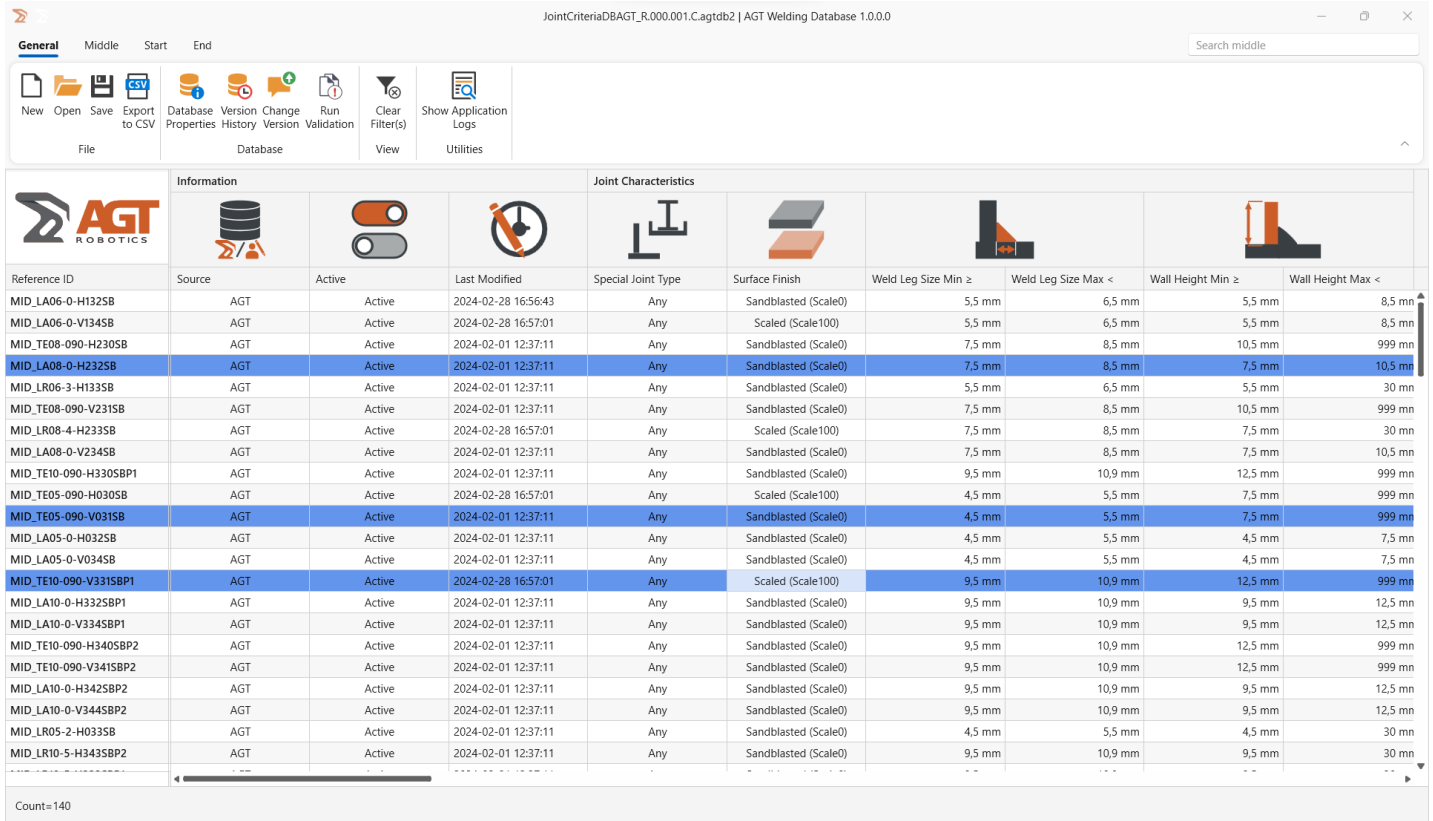
1.3.3 Context Menu:

- To apply the changes, **right-click** in the column where you want to edit the values between the highlighted blue rows. A context menu button will appear.



Reference ID	Source	Active	Last Modified	Special Joint Type	Surface Finish	Weld Leg Size Min ≥	Weld Leg Size Max <	Wall Height Min ≥	Wall Height Max <
MID_LA06-0-H132SB	AGT	Active	2024-02-01 12:37:11	Any	Sandblasted (Scale0)	5,5 mm	6,5 mm	5,5 mm	8,5 mm
MID_LA06-0-V1345B	AGT	Active	2024-02-01 12:37:11	Any	Sandblasted (Scale0)	5,5 mm	6,5 mm	5,5 mm	8,5 mm
MID_TE08-090-H2305B	AGT	Active	2024-02-01 12:37:11	Any	Sandblasted (Scale0)	7,5 mm	8,5 mm	10,5 mm	999 mm
MID_LA08-0-H2325B	AGT	Active	2024-02-01 12:37:11	Any	Sandblasted (Scale0)	7,5 mm	8,5 mm	7,5 mm	10,5 mm
MID_LR06-3-H1335B	AGT	Active	2024-02-01 12:37:11	Any	Sandblasted (Scale0)	5,5 mm	6,5 mm	5,5 mm	30 mm
MID_TE08-090-V2315B	AGT	Active	2024-02-01 12:37:11	Any	Sandblasted (Scale0)	7,5 mm	8,5 mm	10,5 mm	999 mm
MID_LR08-4-H2335B	AGT	Active	2024-02-13 13:58:22	Any	Sandblasted (Scale0)	7,5 mm	8,5 mm	7,5 mm	30 mm
MID_LA08-0-V2345B	AGT	Active	2024-02-01 12:37:11	Any	Sandblasted (Scale0)	7,5 mm	8,5 mm	7,5 mm	10,5 mm
MID_TE10-090-H3305BP1	AGT	Active	2024-02-01 12:37:11	Any	Sandblasted (Scale0)	9,5 mm	10,9 mm	12,5 mm	999 mm
MID_TE05-090-H0305B	AGT	Active	2024-02-01 12:37:11	Any	Sandblasted (Scale0)	4,5 mm	5,5 mm	7,5 mm	999 mm
MID_TE05-090-V0315B	AGT	Active	2024-02-01 12:37:11	Any	Sandblasted (Scale0)	4,5 mm	5,5 mm	7,5 mm	999 mm
MID_LA05-0-H0325B	AGT	Active	2024-02-01 12:37:11	Any	Sandblasted (Scale0)	4,5 mm	5,5 mm	4,5 mm	7,5 mm
MID_LA05-0-V0345B	AGT	Active	2024-02-01 12:37:11	Any	Sandblasted (Scale0)	4,5 mm	5,5 mm	4,5 mm	7,5 mm
MID_TE10-090-V3315BP1	AGT	Active	2024-02-01 12:37:11	Any	Sandblasted (Scale0)	9,5 mm	10,9 mm	12,5 mm	999 mm
MID_LA10-0-H3325BP1	AGT	Active	2024-02-01 12:37:11	Any	Sandblasted (Scale0)	9,5 mm	10,9 mm	9,5 mm	12,5 mm
MID_LA10-0-V3345BP1	AGT	Active	2024-02-01 12:37:11	Any	Sandblasted (Scale0)	9,5 mm	10,9 mm	9,5 mm	12,5 mm
MID_TE10-090-H3405BP2	AGT	Active	2024-02-01 12:37:11	Any	Sandblasted (Scale0)	9,5 mm	10,9 mm	12,5 mm	999 mm
MID_TE10-090-V3415BP2	AGT	Active	2024-02-01 12:37:11	Any	Sandblasted (Scale0)	9,5 mm	10,9 mm	12,5 mm	999 mm
MID_LA10-0-H3425BP2	AGT	Active	2024-02-01 12:37:11	Any	Sandblasted (Scale0)	9,5 mm	10,9 mm	9,5 mm	12,5 mm
MID_LA10-0-V3445BP2	AGT	Active	2024-02-01 12:37:11	Any	Sandblasted (Scale0)	9,5 mm	10,9 mm	9,5 mm	12,5 mm
MID_LR05-2-H0335B	AGT	Active	2024-02-01 12:37:11	Any	Sandblasted (Scale0)	4,5 mm	5,5 mm	4,5 mm	30 mm
MID_LR10-5-H3435BP2	AGT	Active	2024-02-01 12:37:11	Any	Sandblasted (Scale0)	9,5 mm	10,9 mm	9,5 mm	30 mm

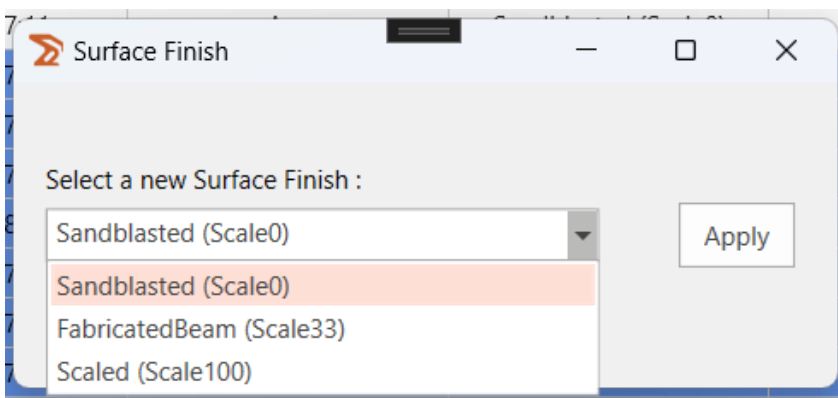
1.3.4 You can also select multiple rows by pressing the CTRL key on your keyboard and simultaneously clicking different dispersed rows, as shown below. Then, right-click on one of the highlighted cells.



Reference ID	Source	Active	Last Modified	Special Joint Type	Surface Finish	Weld Leg Size Min ≥	Weld Leg Size Max <	Wall Height Min ≥	Wall Height Max <
MID_LA06-0-H1325B	AGT	Active	2024-02-28 16:56:43	Any	Sandblasted (Scale0)	5,5 mm	6,5 mm	5,5 mm	8,5 mm
MID_LA06-0-V1345B	AGT	Active	2024-02-28 16:57:01	Any	Scaled (Scale100)	5,5 mm	6,5 mm	5,5 mm	8,5 mm
MID_TE08-090-H2305B	AGT	Active	2024-02-01 12:37:11	Any	Sandblasted (Scale0)	7,5 mm	8,5 mm	10,5 mm	999 mm
MID_LA08-0-H2325B	AGT	Active	2024-02-01 12:37:11	Any	Sandblasted (Scale0)	7,5 mm	8,5 mm	7,5 mm	10,5 mm
MID_LR06-3-H1335B	AGT	Active	2024-02-01 12:37:11	Any	Sandblasted (Scale0)	5,5 mm	6,5 mm	5,5 mm	30 mm
MID_TE08-090-V2315B	AGT	Active	2024-02-01 12:37:11	Any	Sandblasted (Scale0)	7,5 mm	8,5 mm	10,5 mm	999 mm
MID_LR08-4-H2335B	AGT	Active	2024-02-28 16:57:01	Any	Scaled (Scale100)	7,5 mm	8,5 mm	7,5 mm	30 mm
MID_LA08-0-V2345B	AGT	Active	2024-02-01 12:37:11	Any	Sandblasted (Scale0)	7,5 mm	8,5 mm	7,5 mm	10,5 mm
MID_TE10-090-H3305BP1	AGT	Active	2024-02-01 12:37:11	Any	Sandblasted (Scale0)	9,5 mm	10,9 mm	12,5 mm	999 mm
MID_TE05-090-H0305B	AGT	Active	2024-02-28 16:57:01	Any	Scaled (Scale100)	4,5 mm	5,5 mm	7,5 mm	999 mm
MID_TE05-090-V0315B	AGT	Active	2024-02-01 12:37:11	Any	Sandblasted (Scale0)	4,5 mm	5,5 mm	7,5 mm	999 mm
MID_LA05-0-H0325B	AGT	Active	2024-02-01 12:37:11	Any	Sandblasted (Scale0)	4,5 mm	5,5 mm	4,5 mm	7,5 mm
MID_LA05-0-V0345B	AGT	Active	2024-02-01 12:37:11	Any	Sandblasted (Scale0)	4,5 mm	5,5 mm	4,5 mm	7,5 mm
MID_TE10-090-V3315BP1	AGT	Active	2024-02-28 16:57:01	Any	Scaled (Scale100)	9,5 mm	10,9 mm	12,5 mm	999 mm
MID_LA10-0-H3325BP1	AGT	Active	2024-02-01 12:37:11	Any	Sandblasted (Scale0)	9,5 mm	10,9 mm	9,5 mm	12,5 mm
MID_LA10-0-V3345BP1	AGT	Active	2024-02-01 12:37:11	Any	Sandblasted (Scale0)	9,5 mm	10,9 mm	9,5 mm	12,5 mm
MID_TE10-090-H3405BP2	AGT	Active	2024-02-01 12:37:11	Any	Sandblasted (Scale0)	9,5 mm	10,9 mm	12,5 mm	999 mm
MID_TE10-090-V3415BP2	AGT	Active	2024-02-01 12:37:11	Any	Sandblasted (Scale0)	9,5 mm	10,9 mm	12,5 mm	999 mm
MID_LA10-0-H3425BP2	AGT	Active	2024-02-01 12:37:11	Any	Sandblasted (Scale0)	9,5 mm	10,9 mm	9,5 mm	12,5 mm
MID_LA10-0-V3445BP2	AGT	Active	2024-02-01 12:37:11	Any	Sandblasted (Scale0)	9,5 mm	10,9 mm	9,5 mm	12,5 mm
MID_LR05-2-H0335B	AGT	Active	2024-02-01 12:37:11	Any	Sandblasted (Scale0)	4,5 mm	5,5 mm	4,5 mm	30 mm
MID_LR10-5-H3435BP2	AGT	Active	2024-02-01 12:37:11	Any	Sandblasted (Scale0)	9,5 mm	10,9 mm	9,5 mm	30 mm

1.4 If you've chosen to modify only one row, select the option "Edit Row." If you've selected multiple rows, choose the option "Edit Selected Rows."

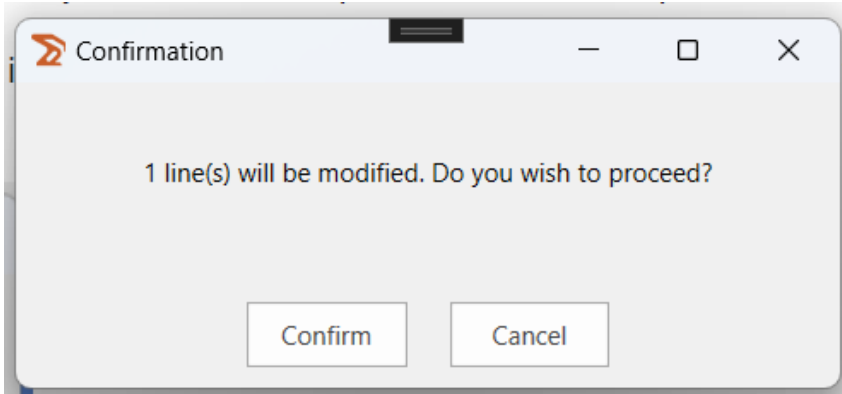
1.5 After making your selection, a pop-up window will appear. In this window, you'll find a dropdown menu with the possible values you can choose from to modify the current value.



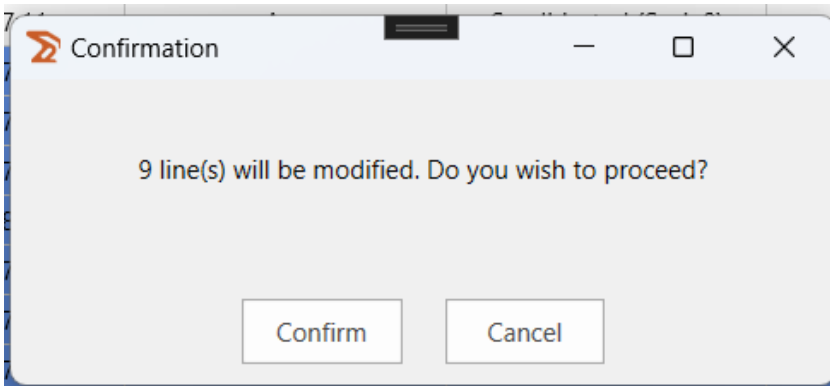
1.6 After selecting your desired value, click the "Apply" button. A pop-up Confirmation window will appear, displaying the number of rows you are modifying. You'll have two options:

- **“Confirm”**: Proceed with the modifications.
- **“Cancel”**: Return to the pop-up editing window without applying the changes.

a) modifying one row



b) modifying multiple rows



1.7 Once you've clicked the **“Confirm”** button, the changes will be applied to the selected cells. Here's a visual representation of how it looks:



AGT ROBOTICS

8800 boul. Parent

Trois-Rivières QC G9A5E1

Canada

JointCriteriaDBAGT_R.000.001.C.agt@db2 | AGT Welding Database 1.0.0.0

General Middle Start End Search middle

New Delete Copy to another database Record History Clear Filter(s) Print

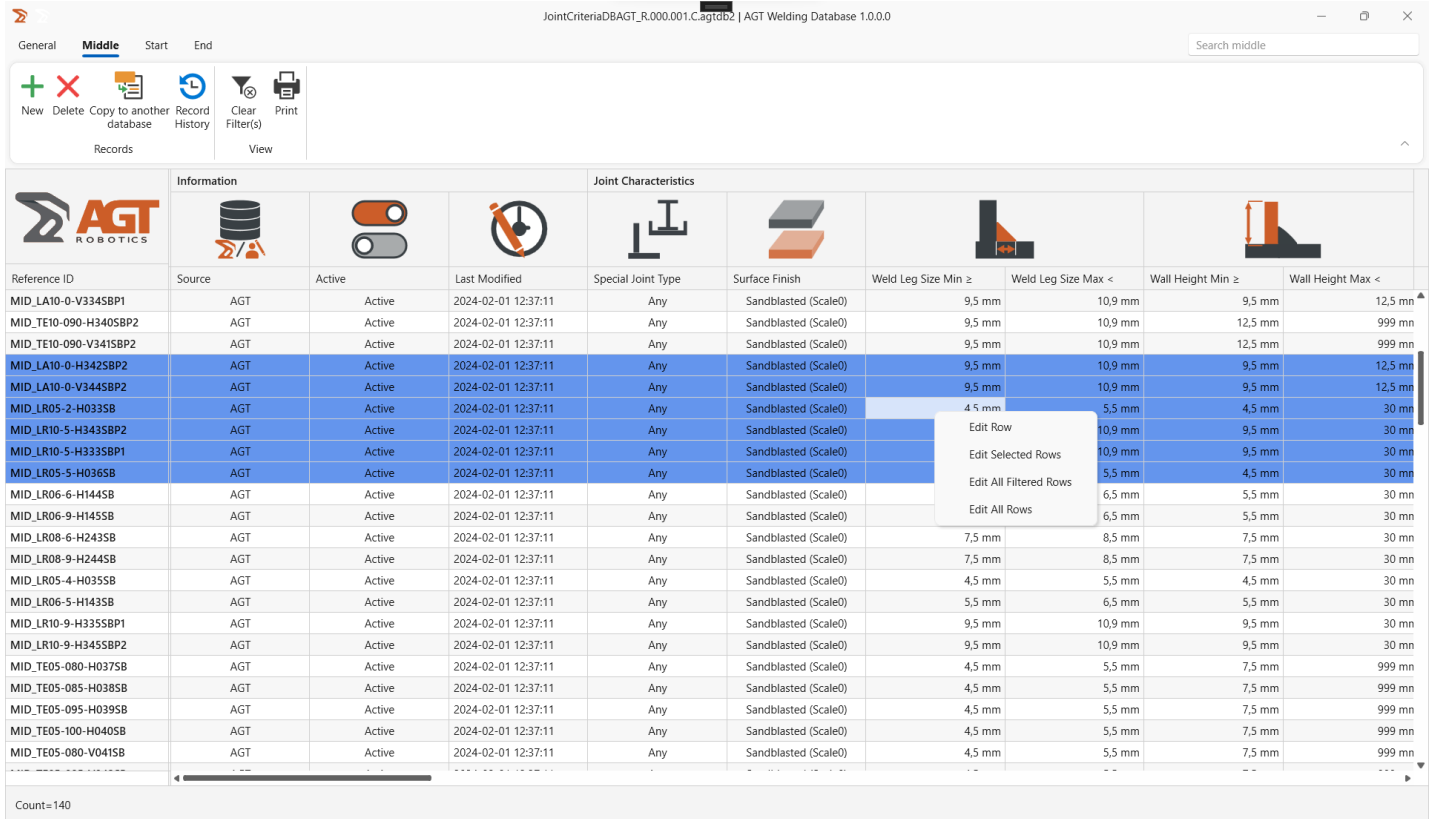
Records View

Information	Joint Characteristics									
AGT ROBOTICS	Source	Active	Last Modified	Special Joint Type	Surface Finish	Weld Leg Size Min ≥	Weld Leg Size Max <	Wall Height Min ≥	Wall Height Max <	
MID_LA06-0-H1325B	AGT	Active	2024-02-01 12:37:11	Any	Sandblasted (Scale0)	5,5 mm	6,5 mm	5,5 mm	8,5 mm	
MID_LA06-0-V1345B	AGT	Active	2024-02-01 12:37:11	Any	Sandblasted (Scale0)	5,5 mm	6,5 mm	5,5 mm	8,5 mm	
MID_TE08-090-H2305B	AGT	Active	2024-02-01 12:37:11	Any	Sandblasted (Scale0)	7,5 mm	8,5 mm	10,5 mm	999 mm	
MID_LA08-0-H2325B	AGT	Active	2024-02-27 16:21:31	Any	FabricatedBeam (Scale33)	7,5 mm	8,5 mm	7,5 mm	10,5 mm	
MID_LR06-3-H1335B	AGT	Active	2024-02-27 16:21:31	Any	FabricatedBeam (Scale33)	5,5 mm	6,5 mm	5,5 mm	30 mm	
MID_TE08-090-V2315B	AGT	Active	2024-02-27 16:21:31	Any	FabricatedBeam (Scale33)	7,5 mm	8,5 mm	10,5 mm	999 mm	
MID_LR08-4-H2335B	AGT	Active	2024-02-27 16:21:31	Any	FabricatedBeam (Scale33)	7,5 mm	8,5 mm	7,5 mm	30 mm	
MID_LA08-0-V2345B	AGT	Active	2024-02-27 16:21:31	Any	FabricatedBeam (Scale33)	7,5 mm	8,5 mm	7,5 mm	10,5 mm	
MID_TE10-090-H3305BP1	AGT	Active	2024-02-27 16:21:31	Any	FabricatedBeam (Scale33)	9,5 mm	10,9 mm	12,5 mm	999 mm	
MID_TE05-090-H0305B	AGT	Active	2024-02-27 16:21:31	Any	FabricatedBeam (Scale33)	4,5 mm	5,5 mm	7,5 mm	999 mm	
MID_TE05-090-V0315B	AGT	Active	2024-02-27 16:21:31	Any	FabricatedBeam (Scale33)	4,5 mm	5,5 mm	7,5 mm	999 mm	
MID_LA05-0-H0325B	AGT	Active	2024-02-27 16:21:31	Any	FabricatedBeam (Scale33)	4,5 mm	5,5 mm	4,5 mm	7,5 mm	
MID_LA05-0-V0345B	AGT	Active	2024-02-01 12:37:11	Any	Sandblasted (Scale0)	4,5 mm	5,5 mm	4,5 mm	7,5 mm	
MID_TE10-090-V3315BP1	AGT	Active	2024-02-01 12:37:11	Any	Sandblasted (Scale0)	9,5 mm	10,9 mm	12,5 mm	999 mm	
MID_LA10-0-H3325BP1	AGT	Active	2024-02-01 12:37:11	Any	Sandblasted (Scale0)	9,5 mm	10,9 mm	9,5 mm	12,5 mm	
MID_LA10-0-V3345BP1	AGT	Active	2024-02-01 12:37:11	Any	Sandblasted (Scale0)	9,5 mm	10,9 mm	9,5 mm	12,5 mm	
MID_TE10-090-H3405BP2	AGT	Active	2024-02-01 12:37:11	Any	Sandblasted (Scale0)	9,5 mm	10,9 mm	12,5 mm	999 mm	
MID_TE10-090-V3415BP2	AGT	Active	2024-02-01 12:37:11	Any	Sandblasted (Scale0)	9,5 mm	10,9 mm	12,5 mm	999 mm	
MID_LA10-0-H3425BP2	AGT	Active	2024-02-01 12:37:11	Any	Sandblasted (Scale0)	9,5 mm	10,9 mm	9,5 mm	12,5 mm	
MID_LA10-0-V3445BP2	AGT	Active	2024-02-01 12:37:11	Any	Sandblasted (Scale0)	9,5 mm	10,9 mm	9,5 mm	12,5 mm	
MID_LR05-2-H0335B	AGT	Active	2024-02-01 12:37:11	Any	Sandblasted (Scale0)	4,5 mm	5,5 mm	4,5 mm	30 mm	
MID_LR10-5-H3435BP2	AGT	Active	2024-02-01 12:37:11	Any	Sandblasted (Scale0)	9,5 mm	10,9 mm	9,5 mm	30 mm	

Count=140

2. For the numerical cells

2.1 Same instructions as the Dropdown cells, you can either select one or multiple rows and then click right.



JointCriteriaDBAGT_R.000.001.C.agt@b2 | AGT Welding Database 1.0.0.0

General Middle Start End Search middle

New Delete Copy to another database Record History Clear Filter(s) Print

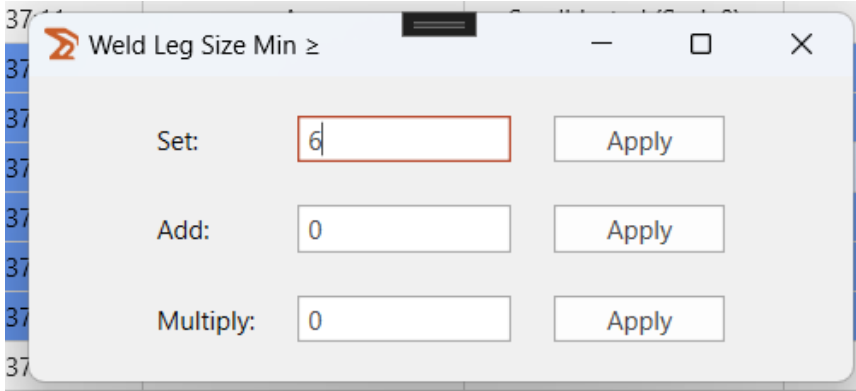
Reference ID	Source	Active	Last Modified	Special Joint Type	Surface Finish	Weld Leg Size Min ≥	Weld Leg Size Max <	Wall Height Min ≥	Wall Height Max <
MID_LA10-0-V334SBP1	AGT	Active	2024-02-01 12:37:11	Any	Sandblasted (Scale0)	9,5 mm	10,9 mm	9,5 mm	12,5 mm
MID_TE10-090-H340SBP2	AGT	Active	2024-02-01 12:37:11	Any	Sandblasted (Scale0)	9,5 mm	10,9 mm	12,5 mm	999 mm
MID_TE10-090-V341SBP2	AGT	Active	2024-02-01 12:37:11	Any	Sandblasted (Scale0)	9,5 mm	10,9 mm	12,5 mm	999 mm
MID_LA10-0-H342SBP2	AGT	Active	2024-02-01 12:37:11	Any	Sandblasted (Scale0)	9,5 mm	10,9 mm	9,5 mm	12,5 mm
MID_LA10-0-V344SBP2	AGT	Active	2024-02-01 12:37:11	Any	Sandblasted (Scale0)	9,5 mm	10,9 mm	9,5 mm	12,5 mm
MID_LR05-2-H0335B	AGT	Active	2024-02-01 12:37:11	Any	Sandblasted (Scale0)	4,5 mm	5,5 mm	4,5 mm	30 mm
MID_LR10-5-H343SBP2	AGT	Active	2024-02-01 12:37:11	Any	Sandblasted (Scale0)	9,5 mm	10,9 mm	9,5 mm	30 mm
MID_LR10-5-H333SBP1	AGT	Active	2024-02-01 12:37:11	Any	Sandblasted (Scale0)	9,5 mm	10,9 mm	9,5 mm	30 mm
MID_LR05-5-H0365B	AGT	Active	2024-02-01 12:37:11	Any	Sandblasted (Scale0)	6,5 mm	5,5 mm	4,5 mm	30 mm
MID_LR06-6-H1445B	AGT	Active	2024-02-01 12:37:11	Any	Sandblasted (Scale0)	6,5 mm	5,5 mm	5,5 mm	30 mm
MID_LR06-9-H1455B	AGT	Active	2024-02-01 12:37:11	Any	Sandblasted (Scale0)	6,5 mm	5,5 mm	5,5 mm	30 mm
MID_LR08-6-H2435B	AGT	Active	2024-02-01 12:37:11	Any	Sandblasted (Scale0)	7,5 mm	8,5 mm	7,5 mm	30 mm
MID_LR08-9-H2445B	AGT	Active	2024-02-01 12:37:11	Any	Sandblasted (Scale0)	7,5 mm	8,5 mm	7,5 mm	30 mm
MID_LR05-4-H0355B	AGT	Active	2024-02-01 12:37:11	Any	Sandblasted (Scale0)	4,5 mm	5,5 mm	4,5 mm	30 mm
MID_LR06-5-H1435B	AGT	Active	2024-02-01 12:37:11	Any	Sandblasted (Scale0)	5,5 mm	6,5 mm	5,5 mm	30 mm
MID_LR10-9-H335SBP1	AGT	Active	2024-02-01 12:37:11	Any	Sandblasted (Scale0)	9,5 mm	10,9 mm	9,5 mm	30 mm
MID_LR10-9-H345SBP2	AGT	Active	2024-02-01 12:37:11	Any	Sandblasted (Scale0)	9,5 mm	10,9 mm	9,5 mm	30 mm
MID_TE05-080-H0375B	AGT	Active	2024-02-01 12:37:11	Any	Sandblasted (Scale0)	4,5 mm	5,5 mm	7,5 mm	999 mm
MID_TE05-085-H0385B	AGT	Active	2024-02-01 12:37:11	Any	Sandblasted (Scale0)	4,5 mm	5,5 mm	7,5 mm	999 mm
MID_TE05-095-H0395B	AGT	Active	2024-02-01 12:37:11	Any	Sandblasted (Scale0)	4,5 mm	5,5 mm	7,5 mm	999 mm
MID_TE05-100-H0405B	AGT	Active	2024-02-01 12:37:11	Any	Sandblasted (Scale0)	4,5 mm	5,5 mm	7,5 mm	999 mm
MID_TE05-080-V0415B	AGT	Active	2024-02-01 12:37:11	Any	Sandblasted (Scale0)	4,5 mm	5,5 mm	7,5 mm	999 mm

Count=140

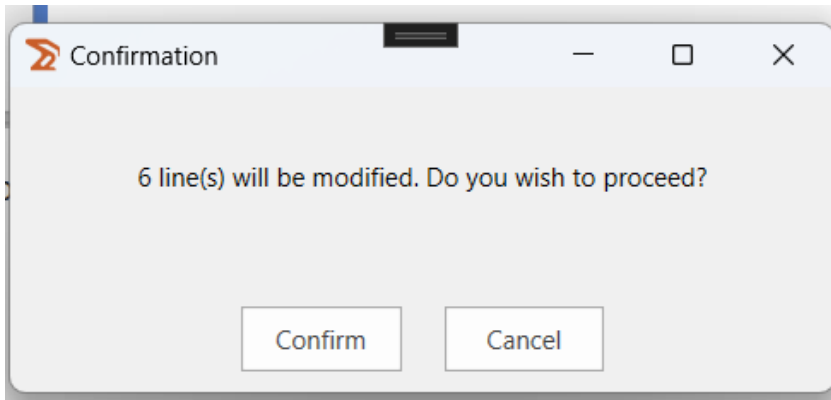
2.2 First, choose the corresponding option: either “Edit Row” or “Edit Selected Rows”. Once you’ve made your selection, a pop-up window will appear. In the pop-up window, you’ll find different options for modifying the numerical value.

- **Set Value:** Use this option to directly set a specific value.
- **Add to Current Value:** Add a specified amount to the current value.
- **Multiply by Factor:** Multiply the current value by a given factor.

In the picture below, the edited values are of the selected rows in Weld Leg Size Min.



2.3 Once the **"Apply"** button is pressed, a confirmation window will appear with the number of rows you are about to change and 2 buttons to **"Confirm"** or **"Cancel"** the change.



2.4 Once the changes are confirmed, you will see that the values have been changed to 6. (don't mind the X marks)

JointCriteriaDBAGT_R.000.001.C.agt@b2 | AGT Welding Database 1.0.0.0

General Middle Start End Search middle

New Delete Copy to another database Record History Clear Filter(s) Print

Information				Joint Characteristics						
Reference ID	Source	Active	Last Modified	Special Joint Type	Surface Finish	Weld Leg Size Min ≥	Weld Leg Size Max <	Wall Height Min ≥	Wall Height Max <	
MID_LA10-0-V3345BP1	AGT	Active	2024-02-01 12:37:11	Any	Sandblasted (Scale0)	9,5 mm	10,9 mm	9,5 mm	12,5 mm	
MID_TE10-090-H3405BP2	AGT	Active	2024-02-01 12:37:11	Any	Sandblasted (Scale0)	9,5 mm	10,9 mm	12,5 mm	999 mm	
MID_TE10-090-V3415BP2	AGT	Active	2024-02-01 12:37:11	Any	Sandblasted (Scale0)	9,5 mm	10,9 mm	12,5 mm	999 mm	
MID_LA10-0-H3425BP2	AGT	Active	2024-02-27 16:40:25	Any	Sandblasted (Scale0)	6 mm	10,9 mm	9,5 mm	12,5 mm	
MID_LA10-0-V3445BP2	AGT	Active	2024-02-27 16:40:25	Any	Sandblasted (Scale0)	6 mm	10,9 mm	9,5 mm	12,5 mm	
MID_LR05-2-H0335B	AGT	Active	2024-02-27 16:40:25	Any	Sandblasted (Scale0)	6 mm	5,5 mm	4,5 mm	30 mm	
MID_LR10-5-H3435BP2	AGT	Active	2024-02-27 16:40:25	Any	Sandblasted (Scale0)	6 mm	10,9 mm	9,5 mm	30 mm	
MID_LR10-5-H3335BP1	AGT	Active	2024-02-27 16:40:25	Any	Sandblasted (Scale0)	6 mm	10,9 mm	9,5 mm	30 mm	
MID_LR05-5-H0365B	AGT	Active	2024-02-27 16:40:25	Any	Sandblasted (Scale0)	6 mm	5,5 mm	4,5 mm	30 mm	
MID_LR06-6-H1445B	AGT	Active	2024-02-01 12:37:11	Any	Sandblasted (Scale0)	5,5 mm	6,5 mm	5,5 mm	30 mm	
MID_LR06-9-H1455B	AGT	Active	2024-02-01 12:37:11	Any	Sandblasted (Scale0)	5,5 mm	6,5 mm	5,5 mm	30 mm	
MID_LR08-6-H2435B	AGT	Active	2024-02-01 12:37:11	Any	Sandblasted (Scale0)	7,5 mm	8,5 mm	7,5 mm	30 mm	
MID_LR08-9-H2445B	AGT	Active	2024-02-01 12:37:11	Any	Sandblasted (Scale0)	7,5 mm	8,5 mm	7,5 mm	30 mm	
MID_LR05-4-H0355B	AGT	Active	2024-02-01 12:37:11	Any	Sandblasted (Scale0)	4,5 mm	5,5 mm	4,5 mm	30 mm	
MID_LR06-5-H1435B	AGT	Active	2024-02-01 12:37:11	Any	Sandblasted (Scale0)	5,5 mm	6,5 mm	5,5 mm	30 mm	
MID_LR10-9-H3355BP1	AGT	Active	2024-02-01 12:37:11	Any	Sandblasted (Scale0)	9,5 mm	10,9 mm	9,5 mm	30 mm	
MID_LR10-9-H3455BP2	AGT	Active	2024-02-01 12:37:11	Any	Sandblasted (Scale0)	9,5 mm	10,9 mm	9,5 mm	30 mm	
MID_TE05-080-H0375B	AGT	Active	2024-02-01 12:37:11	Any	Sandblasted (Scale0)	4,5 mm	5,5 mm	7,5 mm	999 mm	
MID_TE05-085-H0385B	AGT	Active	2024-02-01 12:37:11	Any	Sandblasted (Scale0)	4,5 mm	5,5 mm	7,5 mm	999 mm	
MID_TE05-095-H0395B	AGT	Active	2024-02-01 12:37:11	Any	Sandblasted (Scale0)	4,5 mm	5,5 mm	7,5 mm	999 mm	
MID_TE05-100-H0405B	AGT	Active	2024-02-01 12:37:11	Any	Sandblasted (Scale0)	4,5 mm	5,5 mm	7,5 mm	999 mm	
MID_TE05-080-V0415B	AGT	Active	2024-02-01 12:37:11	Any	Sandblasted (Scale0)	4,5 mm	5,5 mm	7,5 mm	999 mm	

Count=140

3. Edit All Rows:

If you chose the option "Edit All Rows", it will edit all the recipes present in the Database. The value you select will be applied to the entire column where you right-clicked.

4. Edit All Filtered Rows:

If you chose the option "Edit All Filtered Rows", it will only edit the recipes that you've filtered in the Reference ID column. To filter rows, you can either click on the cell titled Reference ID or use the Validation window. Once filtered, you can change the value for the specific column you've chosen.



AGT ROBOTICS

8800 boul. Parent

Trois-Rivières QC G9A5E1

Canada

JointCriteriaDBAGT_R.000.001.C.agt@db2 | AGT Welding Database 1.0.0.0

General Middle Start End Search middle

New Open Save Export to CSV Database Version Change Run Clear Show
File Database View Utilities

Information Joint Characteristics

Reference ID	Source	Active	Last Modified	Special Joint Type	Surface Finish	Weld Leg Size Min ≥	Weld Leg Size Max <	Wall Height Min ≥	Wall Height Max <
MID_LA06-0		Active	2024-02-01 12:37:11	Any	Sandblasted (Scale0)	5,5 mm	6,5 mm	5,5 mm	8,5 mm
MID_LA08-0		Active	2024-02-27 16:21:31	Any	FabricatedBeam (Scale33)	7,5 mm	8,5 mm	7,5 mm	10,5 mm
MID_LA05-0		Active	2024-02-27 16:21:31	Any	FabricatedBeam (Scale33)	4,5 mm	5,5 mm	4,5 mm	7,5 mm
MID_LA05-0		Active	2024-02-01 12:37:11	Any	Sandblasted (Scale0)	4,5 mm	5,5 mm	4,5 mm	7,5 mm

Count=5

Reference ID in MID_LA05-0-H032SB MID_LA05-0-V034SB MID_LA06-0-H132SB MID_LA06-0-V134SB MID_LA08-0-H232SB

AGT Robotics Inc.

8800 boul. Parent, Trois-Rivières, QC, Canada, G9A 5E1

Tel: (819) 693-9682 | Mail: agtsupport@agt-group.com | Web: http://www.agtrobotics.com